



BORG 90FL TELESCOPE SET CR [6390] Assembly Diagram

● How to assemble the Optical Tube Set

<1> Connect each part in **Set A** as shown in the diagram below.

* When connecting, please also refer to the instruction manual that comes with each part.

<2> Fit two Series 80 Mounting Rings [7085] (to which Multiband Spacer L20 [7020] have been attached) from **Set B** onto the 80mm L70mm CB Barrel [7070].

* Please be sure to loosen the Mounting Ring knobs. Tighten after attaching the lens.

<3> Once **Set A** and **Set B** are assembled, connect the BORG 90FL Objective Lens (black) [2591].

* Please also refer to the instruction manual that comes with the Objective Lens.

<4> Using Inch Screws, attach either a Long plate 200 [3200] or V-plate 125 [3125] to the Multiband Spacer L20 [7020] in **Set B**.

* Inch Screws and a hexagonal wrench come included with the Dovetail Plate 200.

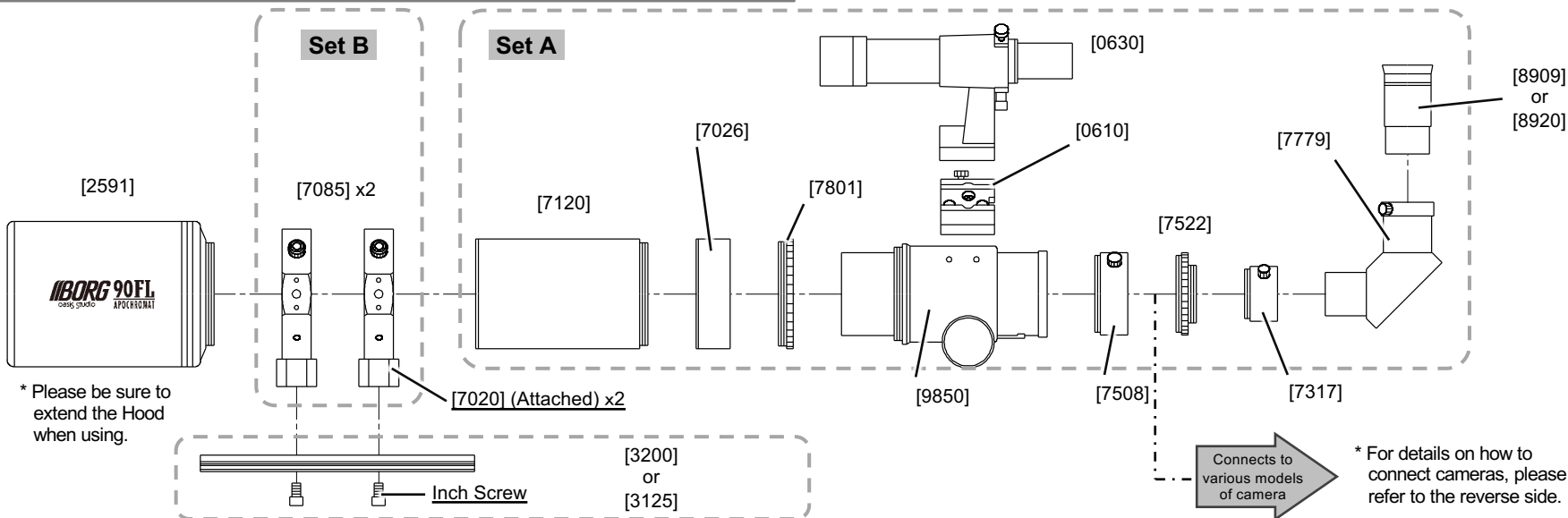
● How to use

<1> Turn the knob on the Rack & Pinion Focuser [9850] to adjust the focus.

* The gold knob is for fine-tuning.

<Accessories in this set>

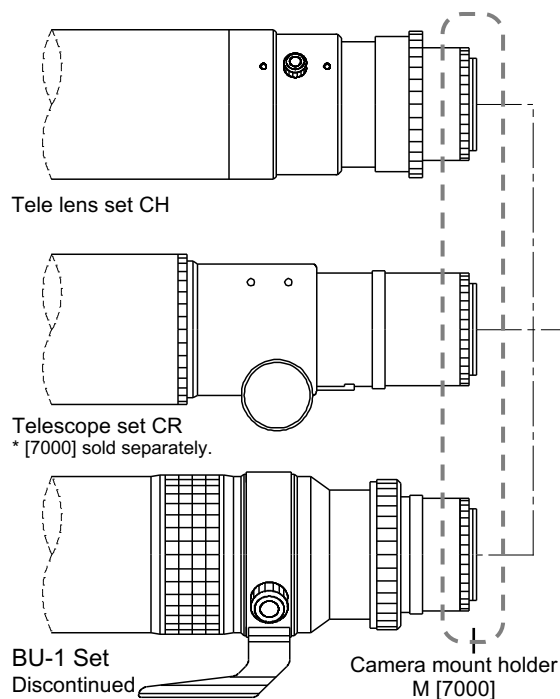
- | | |
|---|--|
| ① [2591] BORG 90FL Objective Lens (black) | ⑩ [8909] Eyepiece UW 9mm |
| ② [7120] 80mm L120mm Carbon Barrel | ⑪ [8920] Eyepiece UW 20mm |
| ③ [7026] 80Φ25mm Optical Tube (black) | ⑫ [7085] Series 80 Mounting Ring x2 |
| ④ [7801] Adapter M77.6-M68.8AD | ⑬ [7020] Multiband Spacer L20 (Attached to item ⑫) |
| ⑤ [9850] Rack and pinion eyepiece | ⑭ [3200] Long plate 200 |
| ⑥ [7508] 2inch holder S | ⑮ [3125] V-plate 125 |
| ⑦ [7522] Adapter M57-M36.4AD | ⑯ [0610] Dovetail groove type finder base plate (BK) |
| ⑧ [7317] 31.7mm Eyepiece holder | ⑰ [0630] 6x30 finder B with XY pod |
| ⑨ [7779] Upright prism EP-3 | |



How to connect the tele lens set, telescope set to cameras

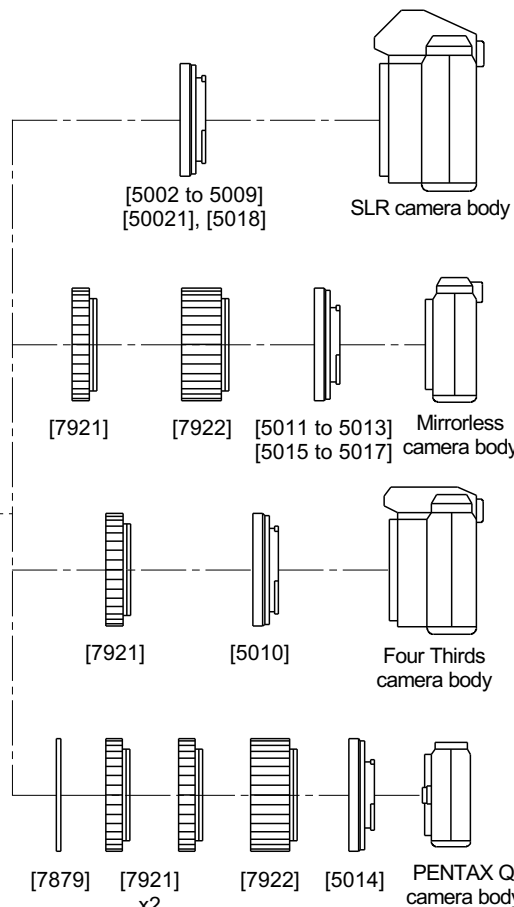
Please refer to the following diagrams and make use of the necessary parts when connecting to the various models of camera.

Applies to all tele lens set CH, telescope set CR



* Please note that the required length of the M57/60 Extension Tube varies by model.

*** All parts below including cameras are sold separately.**



① **When connecting to an SLR camera body:**

[5002 to 5009], [50021] or [5018] Camera mount
+ SLR camera body

② **When connecting a mirrorless camera body:**

[7921] M49.8 Extension tube S
+ [7922] M49.8 Extension tube M
+ [5011 to 5013] or [5015 to 5017] Camera mount
+ Mirrorless camera body

③ **When connecting to a Four Thirds camera body:**

[7921] M49.8 Extension tube S
+ [5010] Camera mount for Four Thirds
+ Four Thirds camera body

④ **When connecting to a PENTAX Q camera body:**

[7879] 60mm Spacer 2mm
+ [7921] M49.8 Extension tube S x2
+ [7922] M49.8 Extension tube M
+ [5014] Camera mount for PENTAX Q
+ PENTAX Q camera body